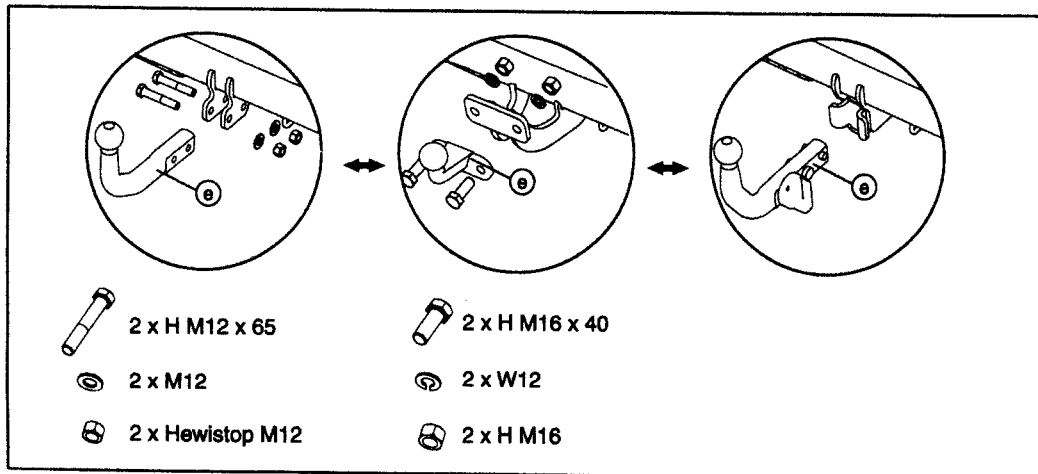
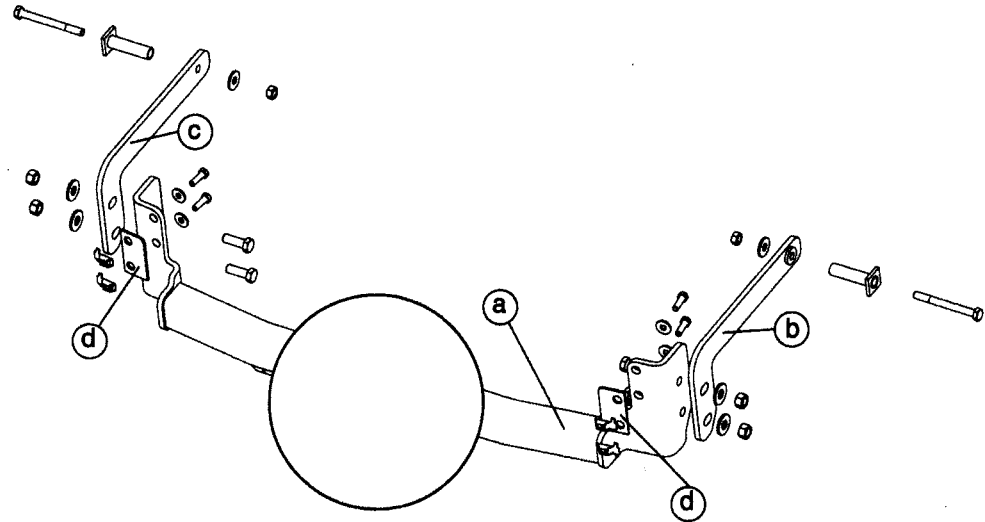


Montagehandleiding Fitting instruction Anbauanweisung Description de montage Instrucciones de montaje Montagevejledning Monteringsveiledning Monteringsanvisning	<b>Laguna II</b>  2000 →	Typegoedkeuringsnr. Prüfungs-nr. Approval number Numero d'homologation Homologación de tipo n° Nr. typegodkendelse Typegodkjennelsesnumm Typgodkannandennummer	Max. toegestaan voertuiggewicht Zul.Kfz.-Gesamtgewicht Max.permissible weight towing vehicle Poids max. autorise du vehicule Peso máximo admisible del vehiculo Højest tilladte køretøjsvægt Maks tillatt kjøretøyvekt Max tillaten fordonsvikt	Max.massa a.h.w. Max. Anhängelast Max. trailer weight Poids tractable maxi Peso posterior de mas a máximo Maksimal pahaengsvægt Maks masse tilhængsvækt Max. el pvagnsvikt	Max.verticale last Max. Stützlast Max. noee weight Charge vertical Carga vertical Maksimal lodte Maks. vertikal Max. kultryk	D waarde D Wert D value valeur de D Valor D D-vaerdi D-verdi D-värde	<table border="1"> <tr> <td>NL</td> <td>D</td> <td>GB</td> <td>N</td> </tr> <tr> <td>F</td> <td>E</td> <td>DK</td> <td>S</td> </tr> </table>	NL	D	GB	N	F	E	DK	S
		NL	D	GB	N										
F	E	DK	S												
027091 TYPE : 027092 027093	e4*94/20*1686*00 e4*94/20*1708*00 e4*94/20*1743*00	2028Kg	1500Kg	75Kg	8,46kN	© BOSAL le 21/11/2000									



Raadpleeg uw dealer voor de max.massa die uw wagen trekken.

Die maximale Anhängelast ihres Fahrzeuges können Sie im Fahrzeugschein oder im Benutzerhandbuch nachlesen.

For the max.trailer weight of your car please refer to the owner's manual documents.

Pour connaître le poids maxi remorquable pour votre voiture consulter la notice de votre voiture ou la carte grise.

Consulte a su distributor sobre el peso máximo que puede remolcar su vehiculo

Deres forhandler vil kunne oplyse Dem om den højst tilladte vægt efter D

Ta kontakt med forhandleren angående den maksimale massen som bilen kan trekke

Radgör med din återförsäljare för bilens maximala dragvikt.

Meegeleverde onderdelen  
 Mitgelieferte Befestigungsteile  
 Provided parts  
 Matériel de fixation joint  
 Piezas incluidas  
 Medfølgende komponenter  
 vedlagt festemateriell  
 Medföljande monteringsmaterial

4 x H M8 x 30  
 4 x H M12 x 1,25 x 35  
 2 x H M10 x 100

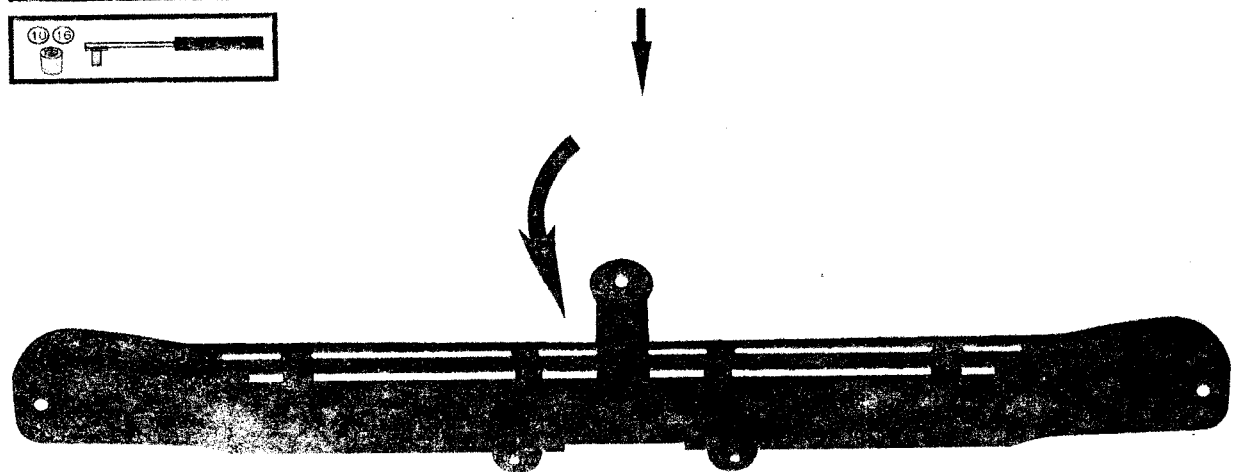
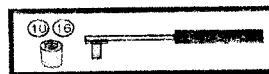
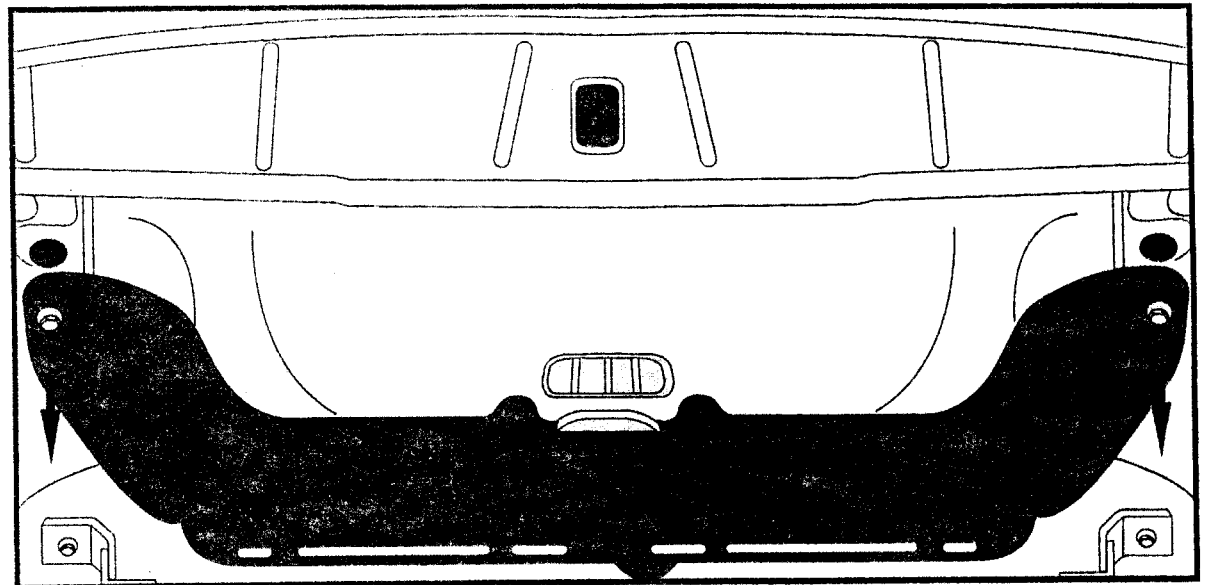
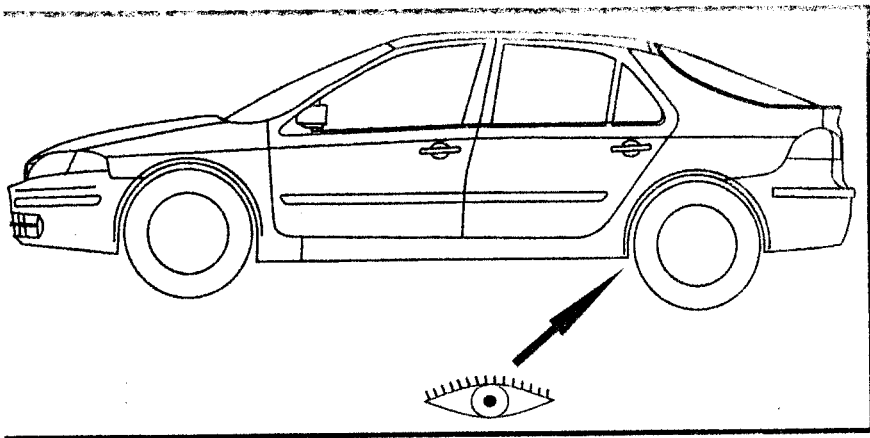
2 x H M10  
 4x H M12

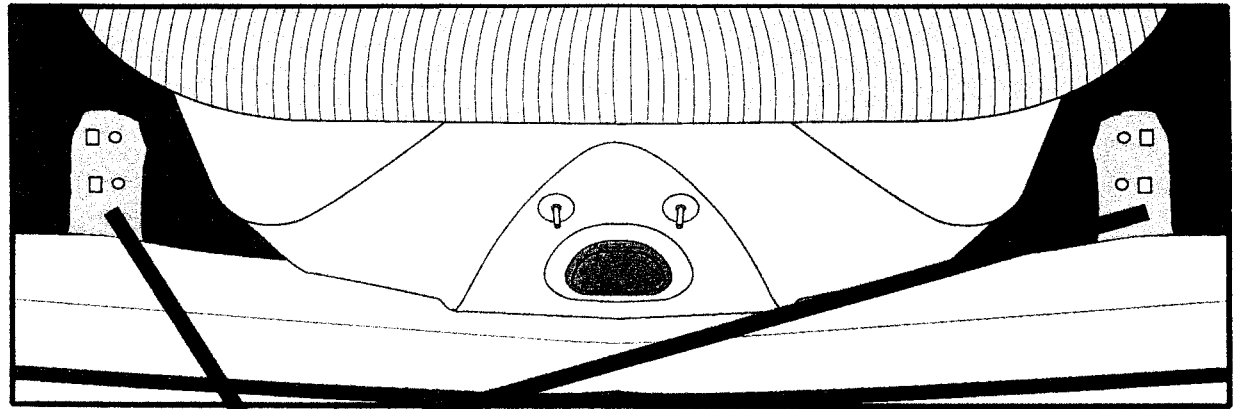
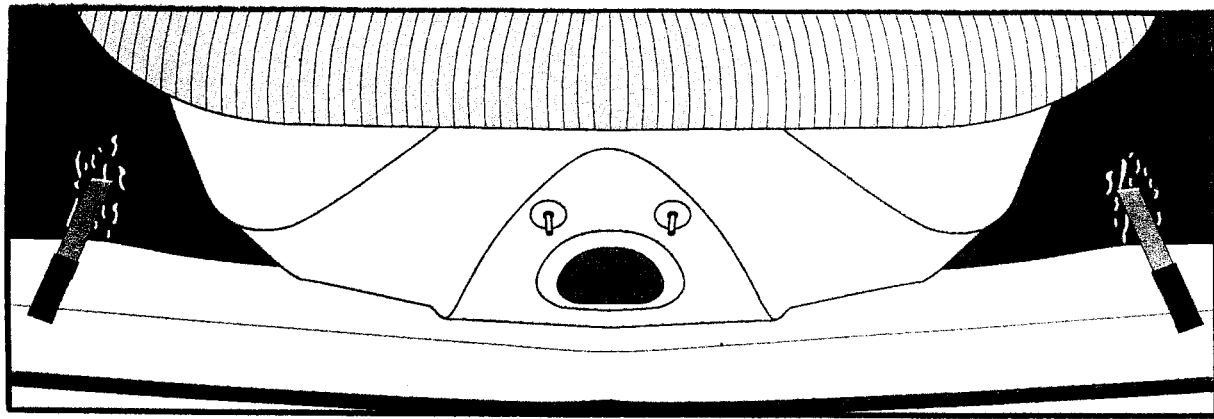
4 x CL8  
 2x CL10  
 4 x CL12


4 x M8

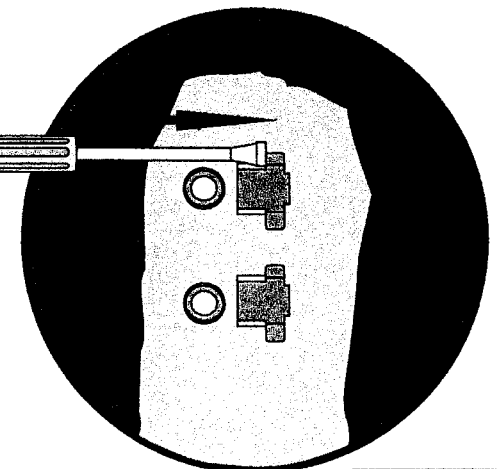
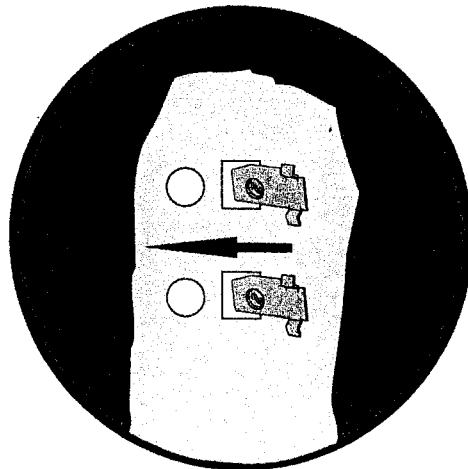
2 x

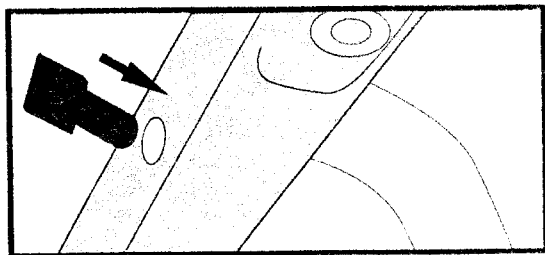
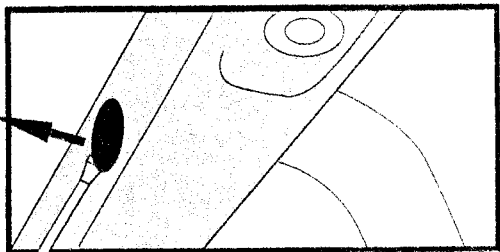
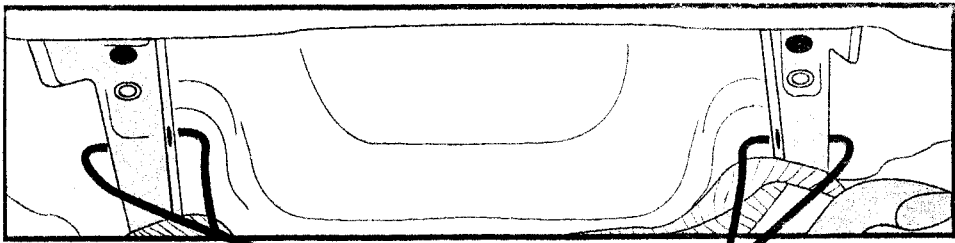
**bosal**



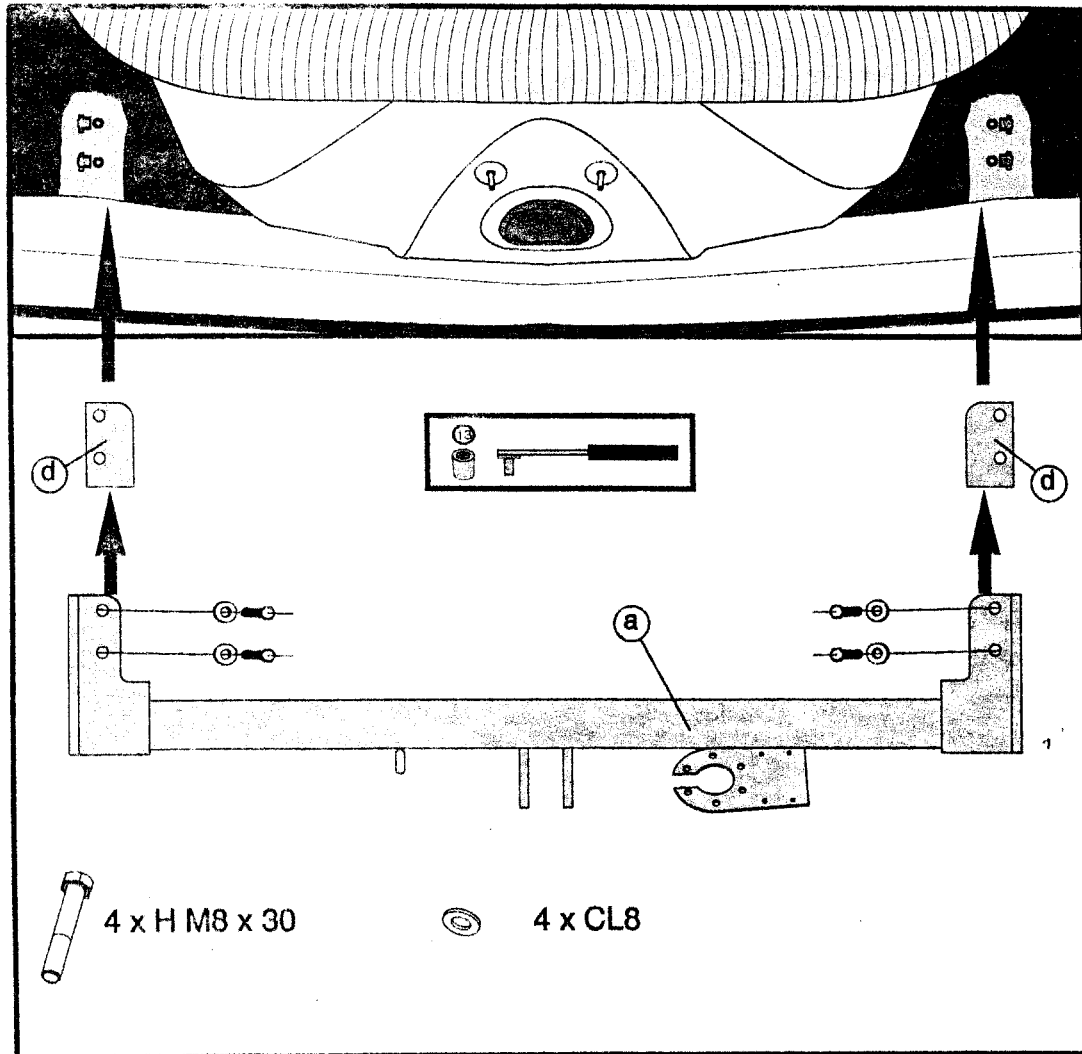



 4 x M8





 2 x





4 x H M12 x 1,25 x 35  
2 x H M10 x 100



2 x CL10  
4 x CL12



2 x H M10  
4 x H M12

